

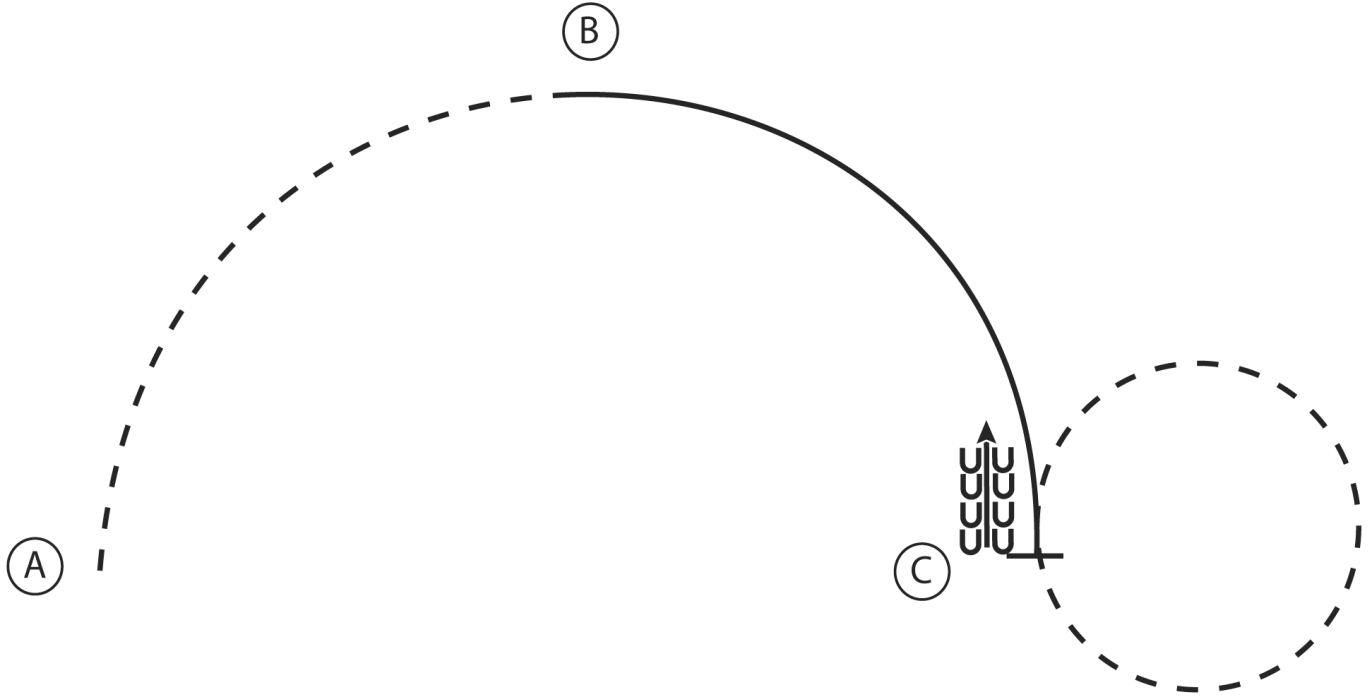
Harry Hughes Circuit

Hunt Seat Equitation Class 17-19

Show Date: 05-20-2018

w w w . H o r s e S h o w P a t t e r n s . c o m

w w w . H o r s e S h o w P a t t e r n s . c o m



1. Posting trot on the left diagonal A to B
2. At B canter on the right lead to C
3. At C posting trot a circle to the left on the right diagonal
4. At C stop and back 4 steps

Walk
Trot	- - - - -
Extended Trot	- - - - -
Canter	—————
Leg Yield	
Lead Change	↘
Back	←←←←←
Marker	⊙
Sidepass	←←←←←

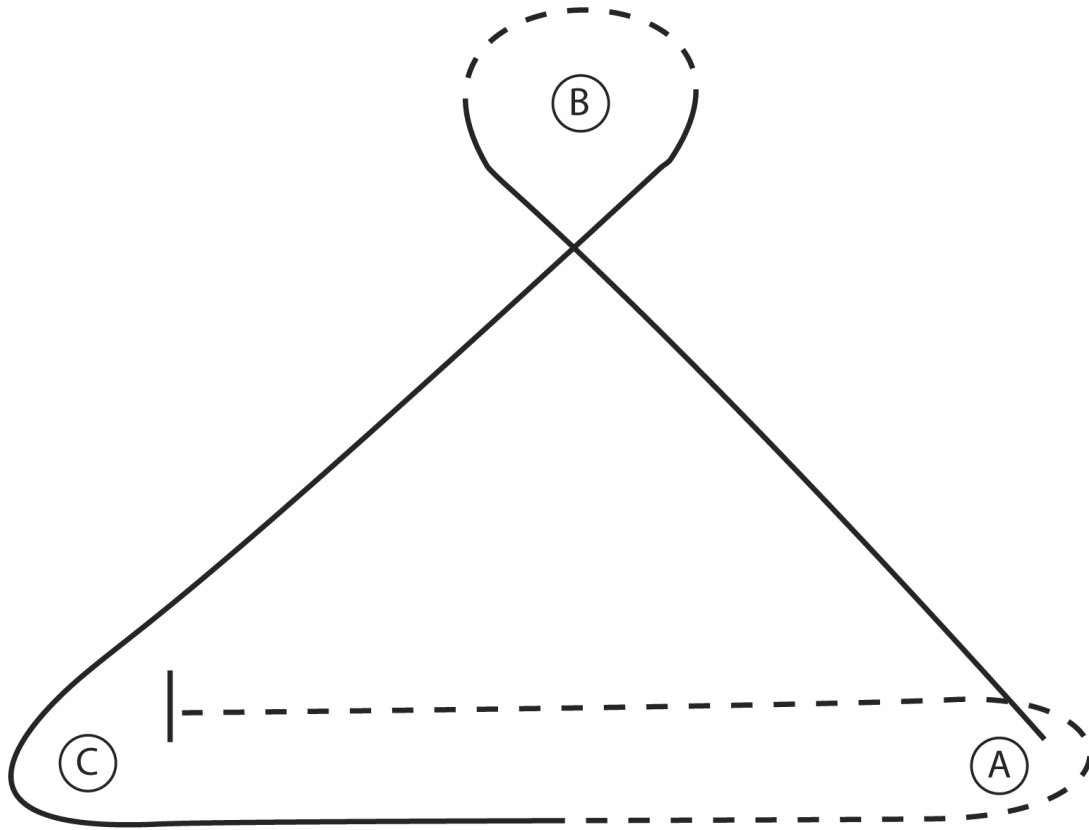
[HSE/1-17]

Pattern Provided by:
Rick Barnes

Harry Hughes Circuit

Hunt Seat Equitation Class 15&16

Show Date: 05-20-2018



1. Canter on the right lead A to B
2. At B posting trot around B
3. At B canter on the left lead to and around C and continue towards A
4. Halfway to A posting trot on the right diagonal to and around A and continue towards C
5. Halfway to C sit the trot
6. Stop at C

Walk
Trot	-----
Extended Trot	-----
Canter	—————
Leg Yield	
Lead Change	↘ ↙
Back	←←← ←←←
Marker	⊙
Sidepass	←←←

[HSE/2-4]

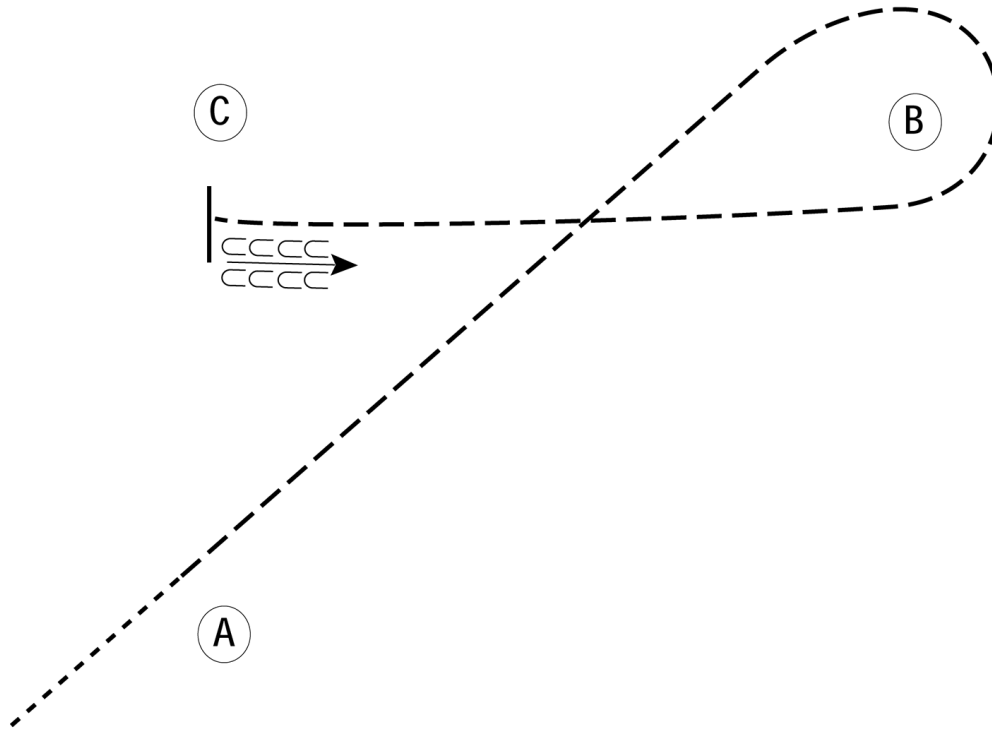
Pattern Provided by:

Rick Barnes

Harry Hughes Circuit

Hunt Seat Equitation Class 20&21

Show Date: 05-20-2018



Be ready before A.

1. Walk to A.
2. Sitting trot from A to B.
3. Posting trot on the left diagonal around B and to C.
4. Stop at C. Back approximately one horse length.
5. Follow the instructions of your ring steward.

Walk	-----
Trot	- - - - -
Extended Trot	-----
Canter	—————
Leg Yield	
Lead Change	— / —
Back	← ← ←
Marker	(B)
Sidepass	← — — — — →
Hand Gallop	—————

[HSE/WT-18]

Pattern Provided by:

Rick Barnes

www.HorseShowPatterns.com

www.HorseShowPatterns.com

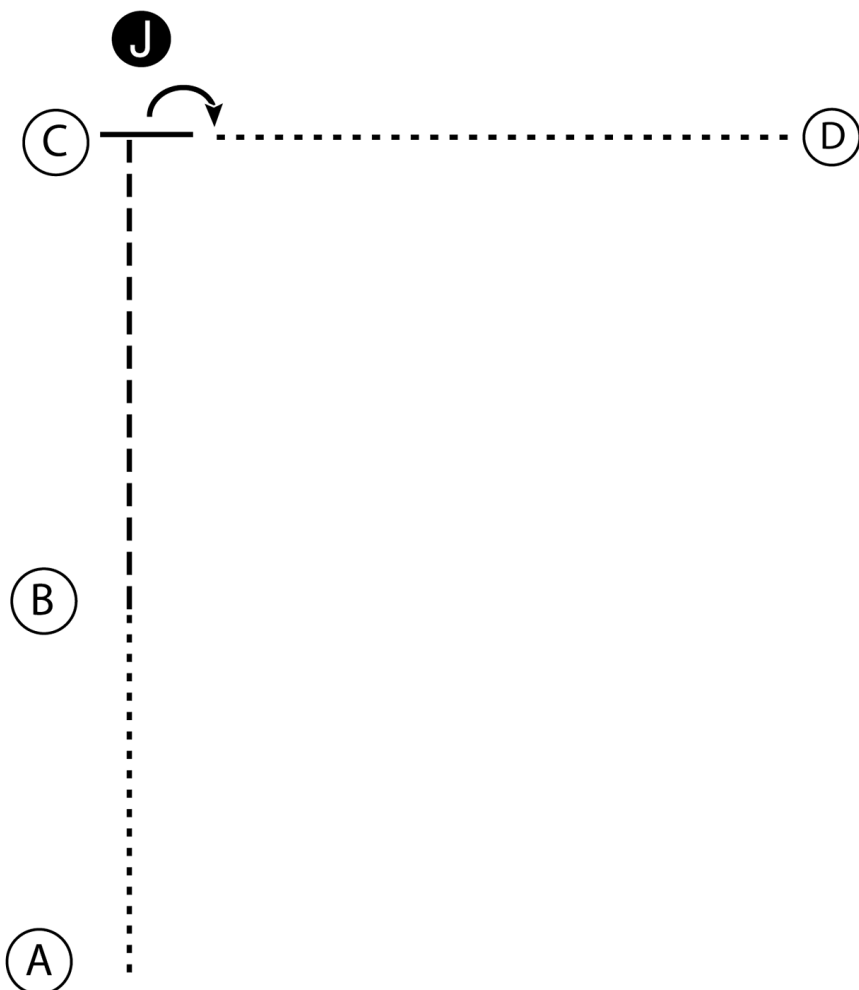
Harry Hughes Circuit

Showmanship Class 7-9

Show Date: 05-20-2018

w w w . H o r s e S h o w P a t t e r n s . c o m

w w w . H o r s e S h o w P a t t e r n s . c o m



- 1. Walk from A to B.
- 2. Trot from B to C.
- 3. Stop at C and set up for inspection.
- 4. When dismissed perform a 90 degree turn.
- 5. Walk to D.

Walk -----
Trot - - - - -
Back ←

Marker (B)
Judge (J)

[S/1-4]

Pattern Provided by:
Rick Barnes

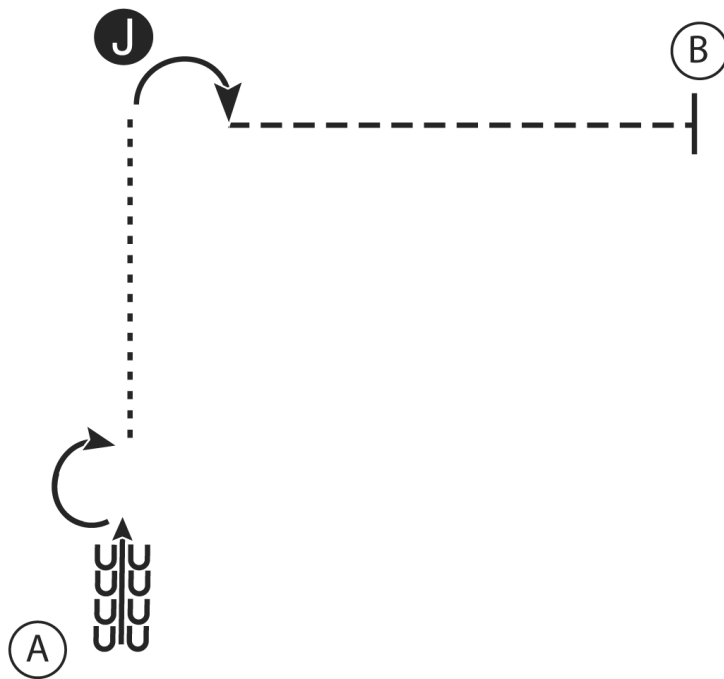
Harry Hughes Circuit

Showmanship Class 2-6

Show Date: 05-20-2018

w w w . H o r s e S h o w P a t t e r n s . c o m

w w w . H o r s e S h o w P a t t e r n s . c o m



1. Back 4 steps at A
2. Perform a 180 degree turn
3. Walk to the judge and set up for inspection
4. When dismissed perform a 90 degree turn and trot to B
5. Stop at B

Walk - - - - -

Trot - - - - -

Back ←

Marker (B)

Judge (J)

[S/1-2]

Pattern Provided by:

Rick Barnes

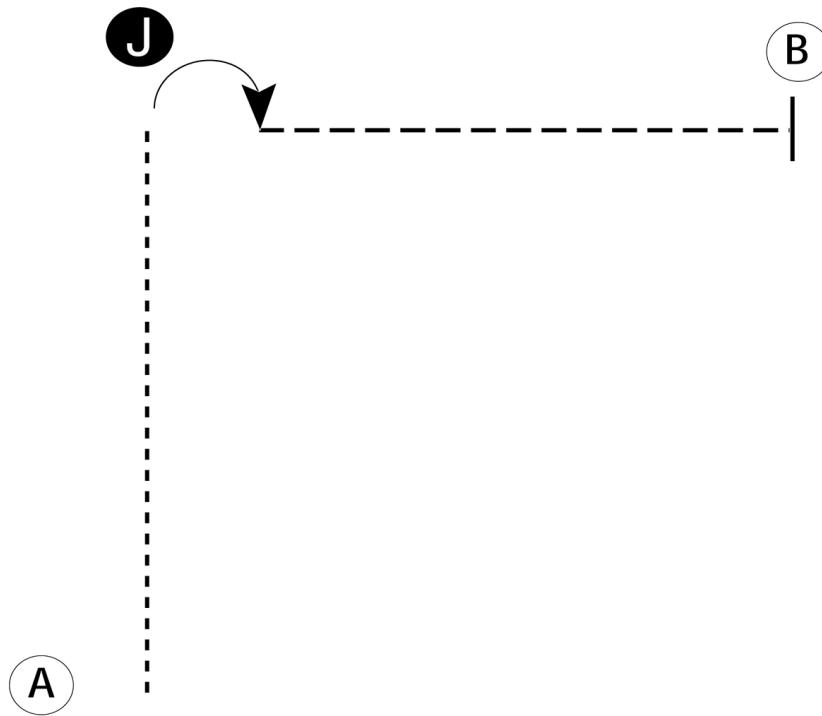
Harry Hughes Circuit

Showmanship Class 10&11 (WALK ONLY(walk where trot is called))

Show Date: 05-20-2018

w w w . H o r s e S h o w P a t t e r n s . c o m

w w w . H o r s e S h o w P a t t e r n s . c o m



Be ready at A.

1. Walk from A to Judge.
2. Stop and set up for inspection.
3. When dismissed, perform a 90 degree turn.
4. Trot away from judge to B.
5. Stop at B.
6. Follow the instructions of your ring steward.

Walk
Trot	- - - - -
Back	← ↔ ↔ ↔
Marker	(B)
Judge	(J)

[SWT-7]

Pattern Provided by:

Rick Barnes

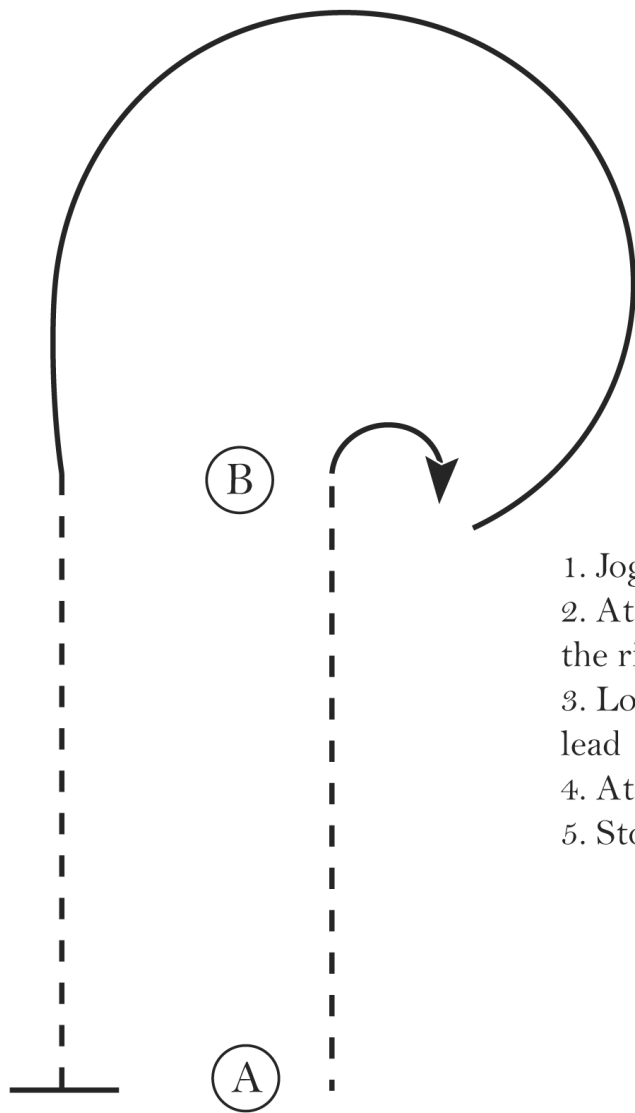
Harry Hughes Circuit

Horsemanship Class 32-34

Show Date: 05-20-2018

w w w . H o r s e S h o w P a t t e r n s . c o m

w w w . H o r s e S h o w P a t t e r n s . c o m



1. Jog A to B
2. At B perform a 90 degree turn to the right
3. Lope a circle around B on the left lead
4. At B jog to A
5. Stop at A.

Walk
Jog	-----
Extended Jog	-----
Lope	—————
Leg Yield	
Lead Change	↘
Back	←←←←←
Marker	⊙
Sidepass	←←←←←

[WH/1-14]

Pattern Provided by:
Rick Barnes

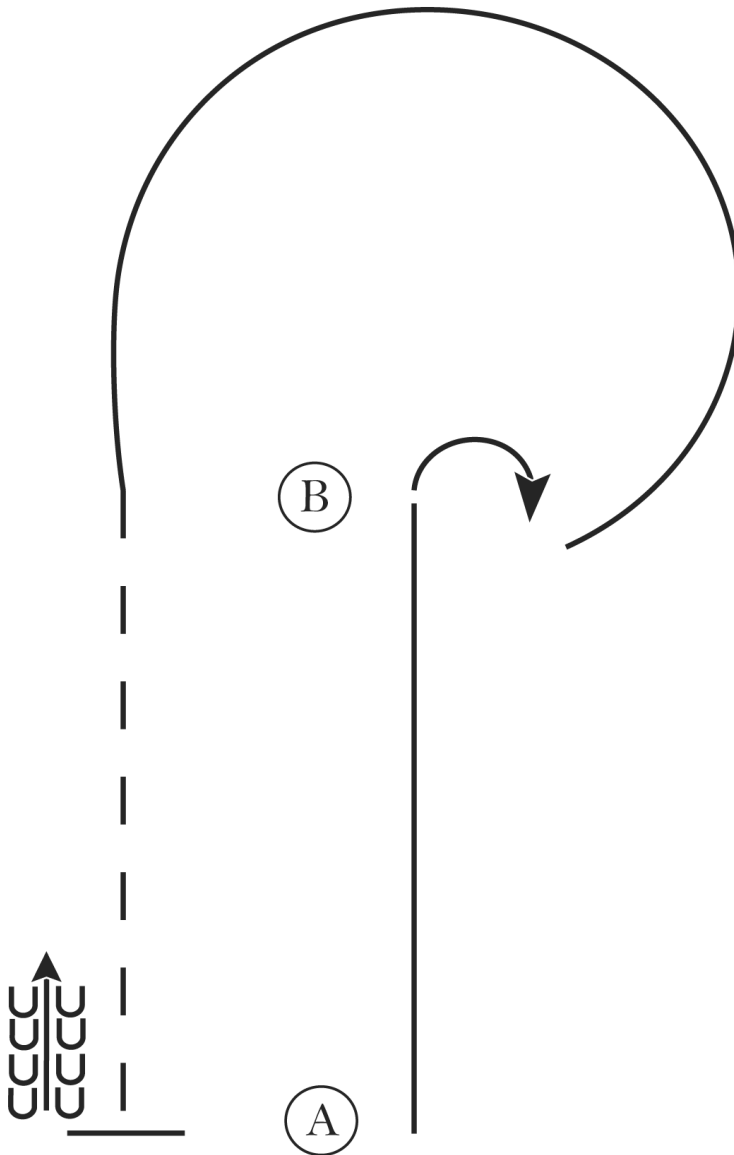
Harry Hughes Circuit

Horsemanship Class 30&31

Show Date: 05-20-2018

www.HorseShowPatterns.com

www.HorseShowPatterns.com



1. Lope on the right lead A to B.
2. At B perform a 90 degree turn to the right.
3. Lope a circle to B on the left lead.
4. At B extend the jog to A.
5. At A stop and Back 4 steps.

Walk
Jog	- - - - -
Extended Jog	— — — — —
Lope	—————
Leg Yield	
Lead Change	— / —
Back	←←←←← ←←←←←
Marker	ⓑ
Sidepass	←- - - - ←

[WH/2-7]

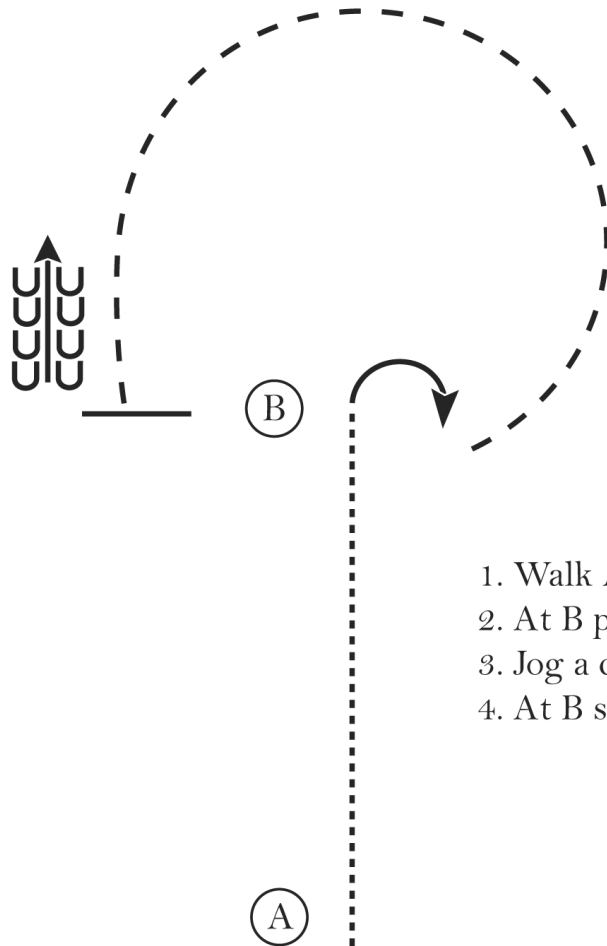
Pattern Provided by:

Rick Barnes

Harry Hughes Circuit

Horsemanship Class 35&36

Show Date: 05-20-2018



1. Walk A to B
2. At B perform a 90 degree turn to the right
3. Jog a circle around B
4. At B stop and back 4 steps

Walk
Jog	-----
Extended Jog	-----
Lope	—————
Leg Yield	
Lead Change	↘
Back	← ← ←
Marker	(B)
Sidepass	←-----←

[WH/WT-7]

Pattern Provided by:

Rick Barnes

w w w . H o r s e S h o w P a t t e r n s . c o m

w w w . H o r s e S h o w P a t t e r n s . c o m