

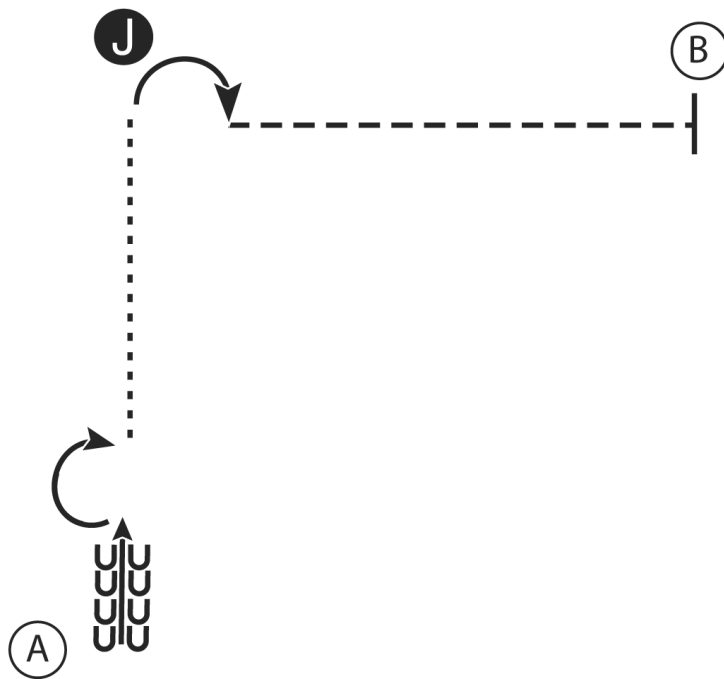
Harry Hughes Circuit

Showmanship (CLASS #2,3,4,5,& 6)


Show Date: 07/22/2018

w w w . H o r s e S h o w P a t t e r n s . c o m

w w w . H o r s e S h o w P a t t e r n s . c o m



1. Back 4 steps at A
2. Perform a 180 degree turn
3. Walk to the judge and set up for inspection
4. When dismissed perform a 90 degree turn and trot to B
5. Stop at B

Walk
Trot - - - - -
Back ← 
Marker (B)
Judge (J)

[S/1-2]

Pattern Provided by:

Laura Jackson

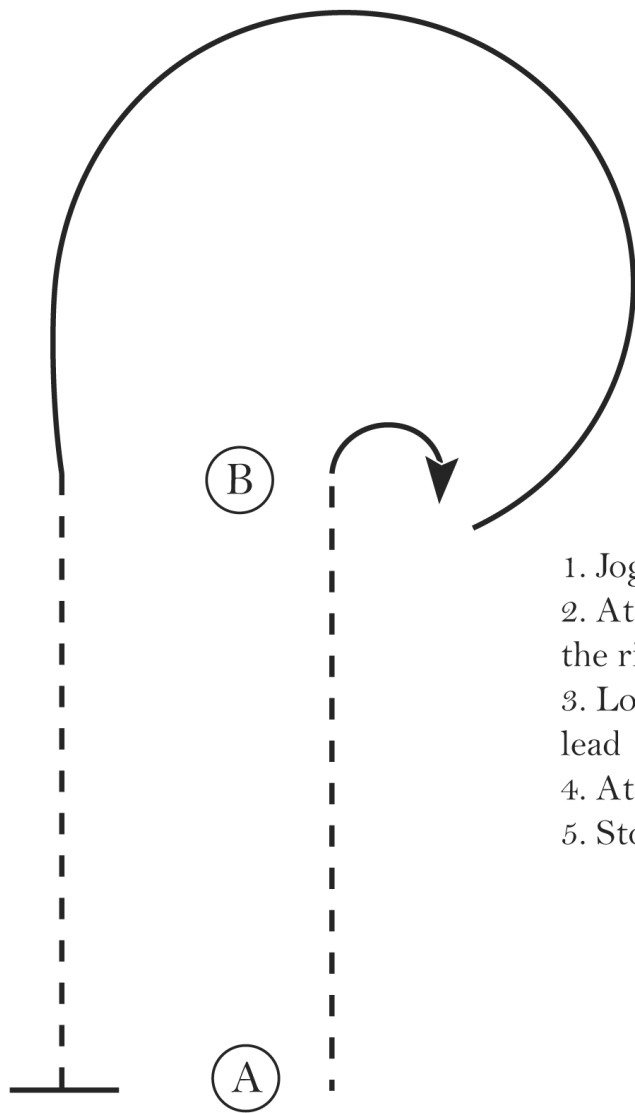
Harry Hughes Circuit

Western Horsemanship (CLASS # 30, 31, 32, 33, & 34)

Show Date: 07/22/2018

www.HorseShowPatterns.com

www.HorseShowPatterns.com



1. Jog A to B
2. At B perform a 90 degree turn to the right
3. Lope a circle around B on the left lead
4. At B jog to A
5. Stop at A.

| | |
|--------------|----------------|
| Walk | |
| Jog | - - - - - |
| Extended Jog | - - - - - |
| Lope | ————— |
| Leg Yield | |
| Lead Change | ↙ ↘ |
| Back | ←←←←← ←←←←← |
| Marker | (B) |
| Sidepass | ←- - - - - ← |

[WH/1-14]

Pattern Provided by:
Laura Jackson

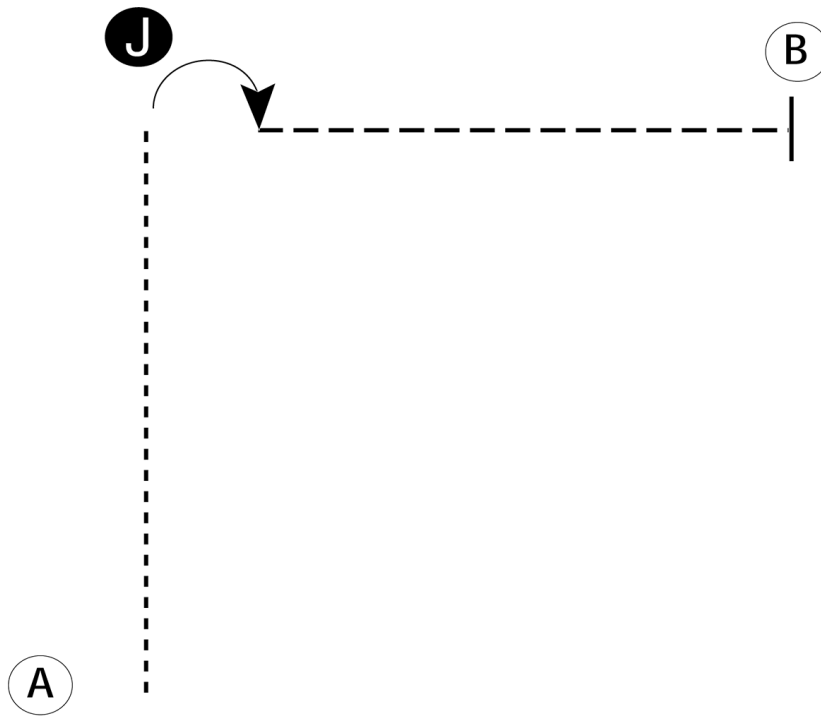
Harry Hughes Circuit

Showmanship (CLASS # 7, 8 & 9)

Show Date: 07/22/2018

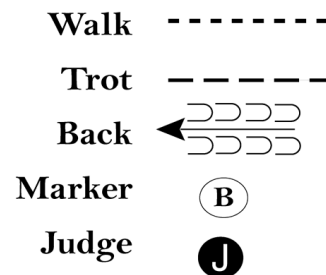
w w w . H o r s e S h o w P a t t e r n s . c o m

w w w . H o r s e S h o w P a t t e r n s . c o m



Be ready at A.

1. Walk from A to Judge.
2. Stop and set up for inspection.
3. When dismissed, perform a 90 degree turn.
4. Trot away from judge to B.
5. Stop at B.
6. Follow the instructions of your ring steward.



[SWT-7]

Pattern Provided by:

Laura Jackson

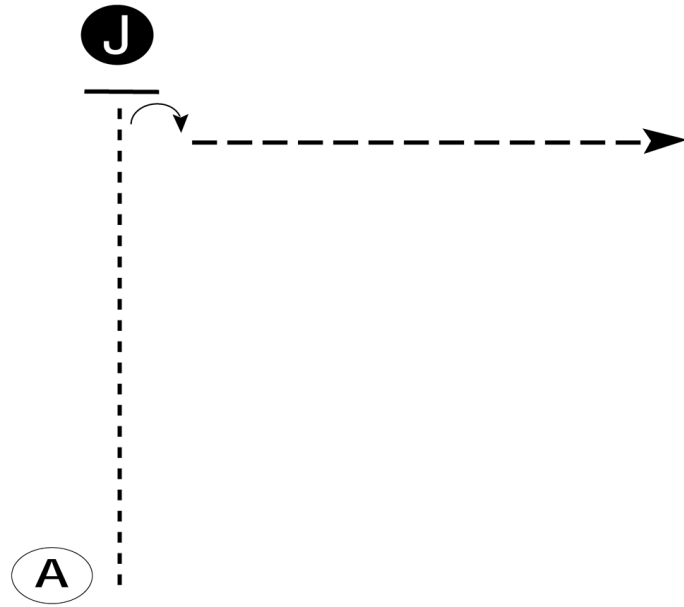
Harry Hughes Circuit

Showmanship (CLASS # 10)

Show Date: 07/22/2018

w w w . H o r s e S h o w P a t t e r n s . c o m

w w w . H o r s e S h o w P a t t e r n s . c o m



Be ready at A.

1. Walk from A to Judge.
2. Stop and set up for inspection.
3. When dismissed, perform a 90 degree turn.
4. Trot away from judge.
5. Follow the instructions of your ring steward.

| | |
|--------|-----------|
| Walk | ----- |
| Trot | - - - - - |
| Back | ← |
| Marker | ⓑ |
| Judge | ⓐ |

[S/WT-13]

Pattern Provided by:
Laura Jackson

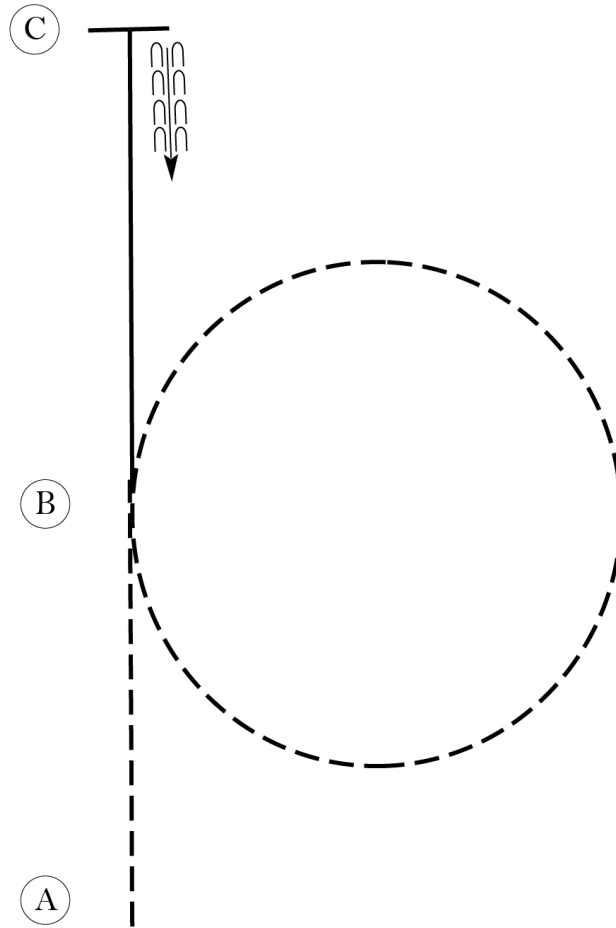
Harry Hughes Circuit

EQUITATION (CLASS # 15,16,17, 18 & 19)

Show Date: 07/22/2018

w w w . H o r s e S h o w P a t t e r n s . c o m

w w w . H o r s e S h o w P a t t e r n s . c o m



Be ready before A.

1. Sitting trot A to B.
2. At B, posting trot circle to the right on proper diagonal.
3. At B, canter on the left lead to C.
4. Stop at C and back approximately one horse length.

| | |
|---------------|-------------|
| Walk | ----- |
| Trot | - - - - - |
| Extended Trot | — — — — — |
| Canter | ————— |
| Leg Yield | |
| Lead Change | ↙ ↘ |
| Back | ← ← ← ← ← |
| Marker | ⊙ |
| Sidepass | ← — — — — → |
| Hand Gallop | — — — — — |

[HSE/1-2]

Pattern Provided by:

Laura Jackson

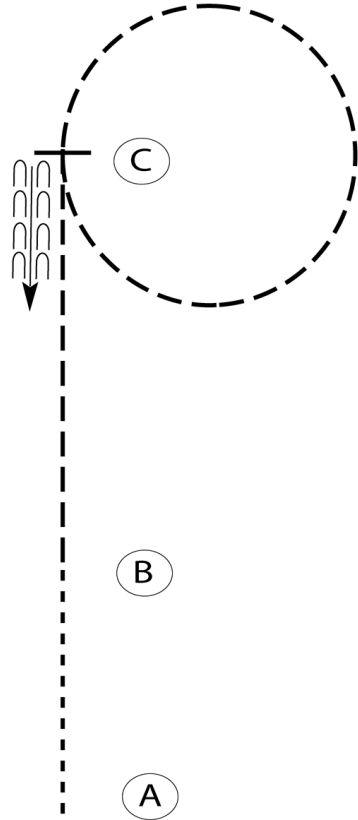
Harry Hughes Circuit

EQUITATION/HORSEMANSHIP (CLASS # 12 & 13)

Show Date: 07/22/2018

w w w . H o r s e S h o w P a t t e r n s . c o m

w w w . H o r s e S h o w P a t t e r n s . c o m



- Be ready at A.
1. Walk from A to B.
 2. Jog from B to C.
 3. Even with C, jog a circle to the right.
 4. Stop at C and back one horse length

Retire to the rail or line up at a jog.

| | |
|--------------|------------|
| Walk | ----- |
| Jog | ----- |
| Extended Jog | ----- |
| Lope | ————— |
| Leg Yield | |
| Lead Change | —/— |
| Back | ←←← ←←← |
| Marker | Ⓚ |
| Sidepass | ←-----→ |

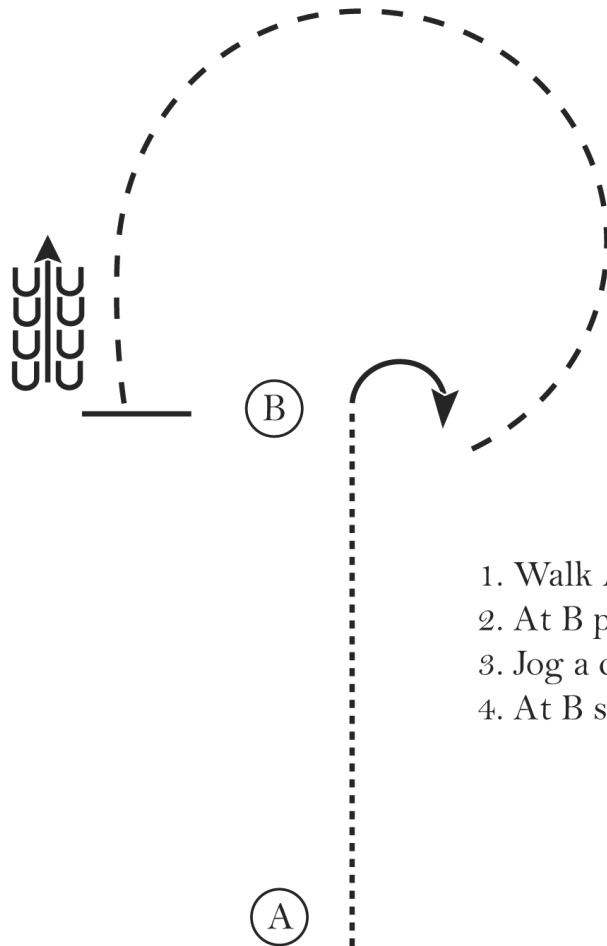
[WH/WT-20]

Pattern Provided by:
Laura Jackson

Harry Hughes Circuit

Western Horsemanship (CLASS # 35 & 36)

Show Date: 07/22/2018



1. Walk A to B
2. At B perform a 90 degree turn to the right
3. Jog a circle around B
4. At B stop and back 4 steps

| | |
|--------------|-------|
| Walk | |
| Jog | ----- |
| Extended Jog | ----- |
| Lope | ————— |
| Leg Yield | |
| Lead Change | ↘ |
| Back | ←←←← |
| Marker | (B) |
| Sidepass | ←←←← |

[WH/WT-7]

Pattern Provided by:

Laura Jackson