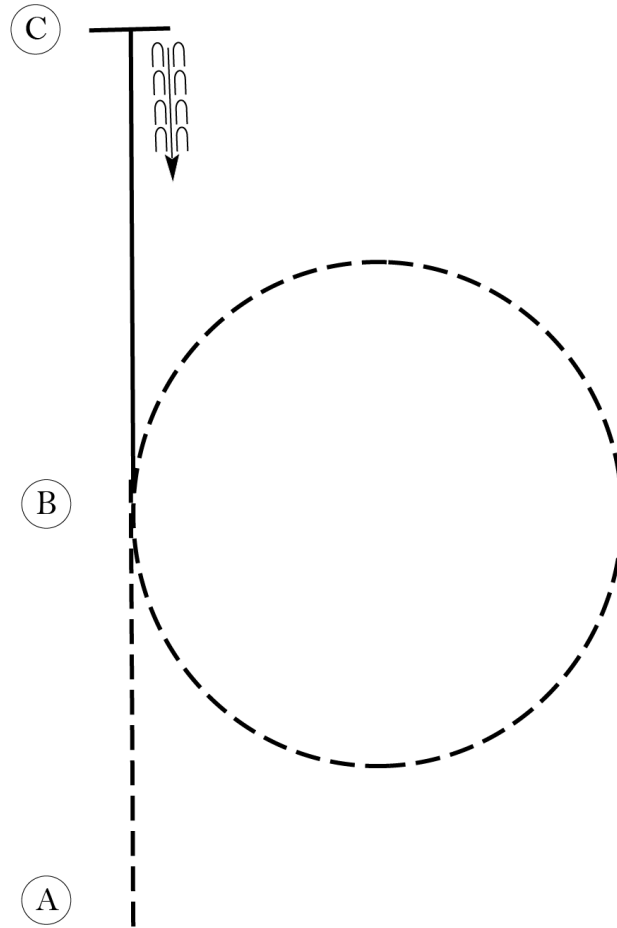


# Harry Hughes Circuit

## Pony and Novice (Class 18 & 19)

Show Date: 06-10-2018



Be ready before A.

1. Sitting trot A to B.
2. At B, posting trot circle to the right on proper diagonal.
3. At B, canter on the left lead to C.
4. Stop at C and back approximately one horse length.

Walk	-----
Trot	- - - - -
Extended Trot	-----
Canter	—————
Leg Yield	
Lead Change	↙ ↘
Back	← ← ← ← ←
Marker	(B)
Sidepass	← - - - - →
Hand Gallop	—————

[HSE/1-2]

Pattern Provided by:

*Laura Smith*

w w w . H o r s e S h o w P a t t e r n s . c o m

w w w . H o r s e S h o w P a t t e r n s . c o m

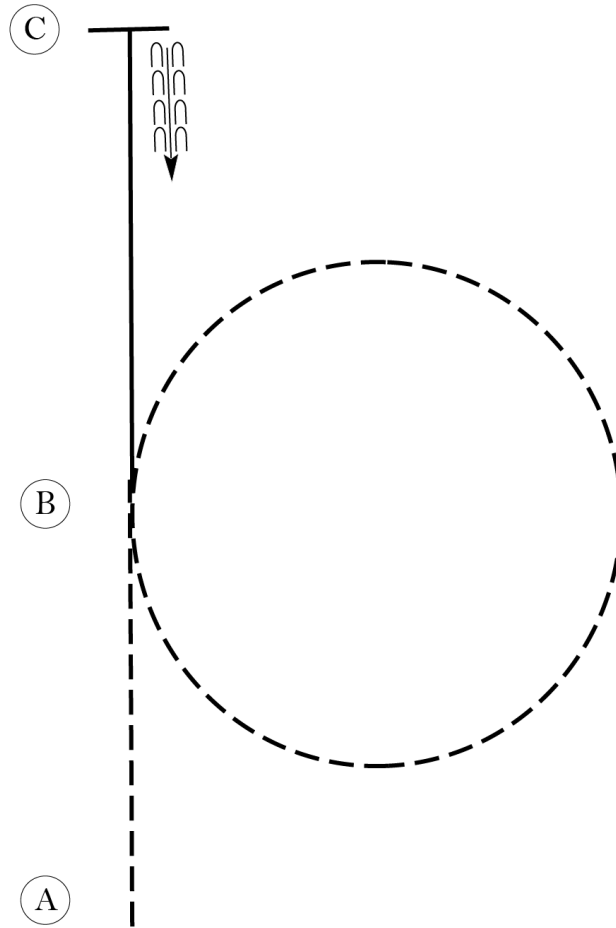
# Harry Hughes Circuit

Adult, Senior 14-18, Junior 13 and under (Class 15, 16, 17)

Show Date: 06-10-2018

w w w . H o r s e S h o w P a t t e r n s . c o m

w w w . H o r s e S h o w P a t t e r n s . c o m



Be ready before A.

1. Sitting trot A to B.
2. At B, posting trot circle to the right on proper diagonal.
3. At B, canter on the left lead to C.
4. Stop at C and back approximately one horse length.

Walk	-----
Trot	- - - - -
Extended Trot	— — — — —
Canter	—————
Leg Yield	
Lead Change	↙ ↘
Back	← ← ← ← ←
Marker	⊙
Sidepass	← — — — — →
Hand Gallop	— — — — —

[HSE/1-2]

Pattern Provided by:

*Laura Smith*

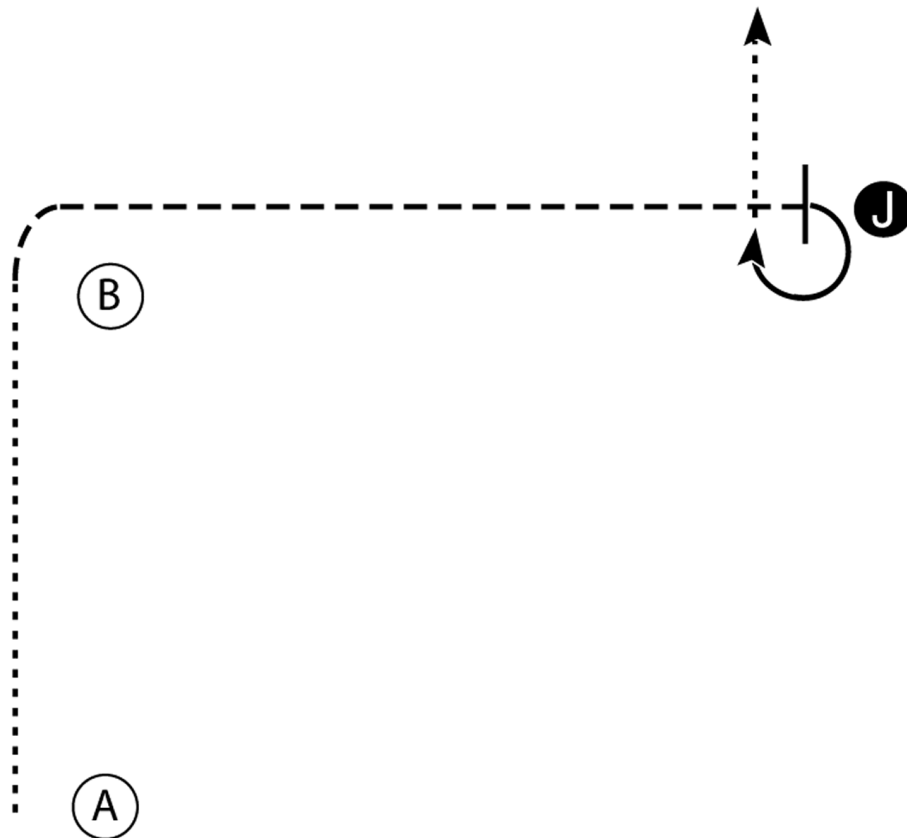
# Harry Hughes Circuit

Pony, Novice, RWD, Walk Trot, Leadline (Class 5,6,7,8,9,10,11)

Show Date: 06-10-2018

w w w . H o r s e S h o w P a t t e r n s . c o m

w w w . H o r s e S h o w P a t t e r n s . c o m



Walk - - - - -

Trot - - - - -

Back ←

Marker (B)

Judge (J)

1. Walk from A to B.
2. Trot from B to the Judge.
3. Stop and set up for inspection.
4. When dismissed perform a 270 degree turn and walk straight away from the Judge.

[SWT-2]

Pattern Provided by:

*Laura Smith*

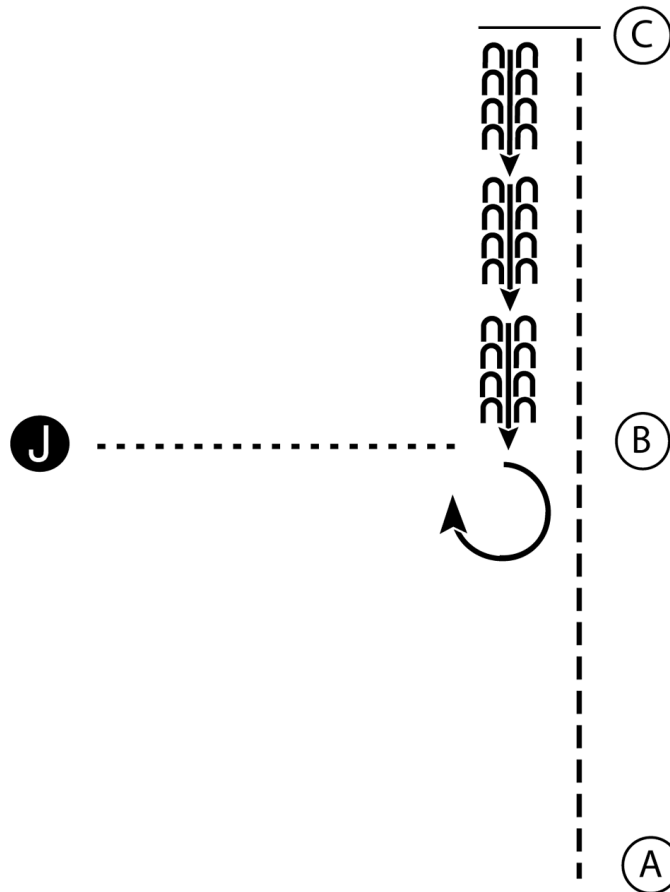
# Harry Hughes Circuit

Adult, Senior 14-18, Junior 13 and under (Class 2, 3, 4)

Show Date: 06-10-2018

w w w . H o r s e S h o w P a t t e r n s . c o m

w w w . H o r s e S h o w P a t t e r n s . c o m



1. Trot from A to C.
2. Stop at C.
3. Back to B.
4. Perform a 270 degree turn.
5. Walk to the judge and set up for inspection.
6. When dismissed walk to line-up.

- Walk ..... (dotted line)
- Trot - - - - - (dashed line)
- Back ← (solid line with arrows pointing left)
- Marker (B) (circle with B)
- Judge (J) (solid black circle with J)

[S/1-3]

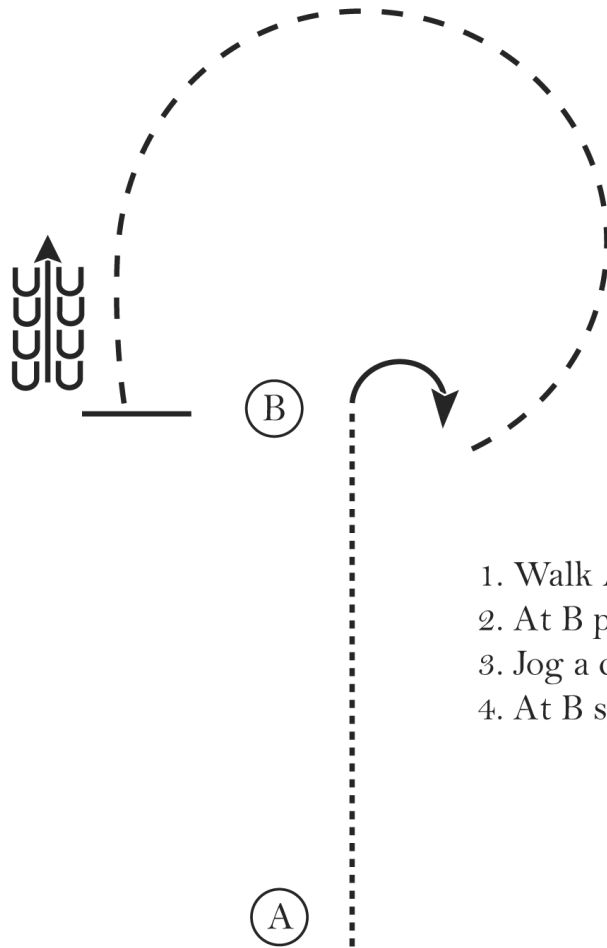
Pattern Provided by:

*Laura Smith*

# Harry Hughes Circuit

## Walk Trot (Class 35 & 36)

Show Date: 06-10-2018



1. Walk A to B
2. At B perform a 90 degree turn to the right
3. Jog a circle around B
4. At B stop and back 4 steps

Walk	.....
Jog	-----
Extended Jog	-----
Lope	—————
Leg Yield	
Lead Change	↘
Back	← ← ← ←
Marker	(B)
Sidepass	←-----←

[WH/WT-7]

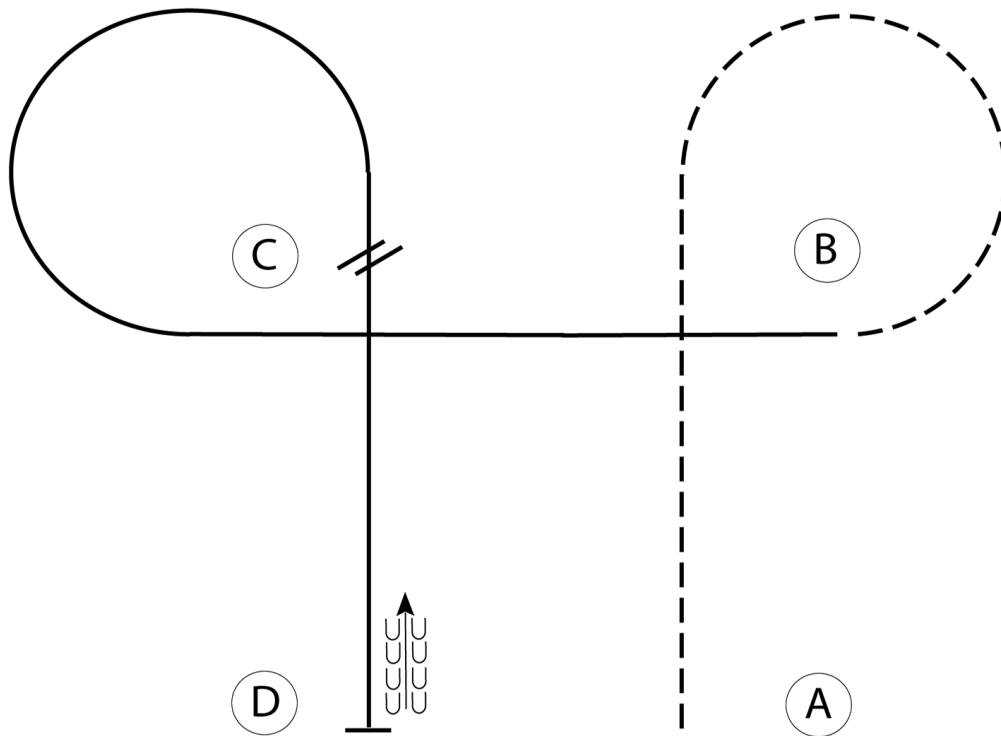
Pattern Provided by:

*Laura Smith*

# Harry Hughes Circuit

## Pony & Novice (Class 33 & 34)

Show Date: 06-10-2018



Be ready at A.

1. Jog A to B.
2. Jog a circle around B.
3. At B, lope on the right lead to C.
4. Lope a circle around C.
5. At C, perform a simple lead change and continue to D.
6. At D, stop and back one horse length.

Follow the instructions of your ring steward.

Walk	-----
Jog	-----
Extended Jog	-----
Lope	—————
Leg Yield	
Lead Change	— / —
Back	← — — — —
Marker	Ⓚ
Sidepass	← — — — — →

[WH/2-13]

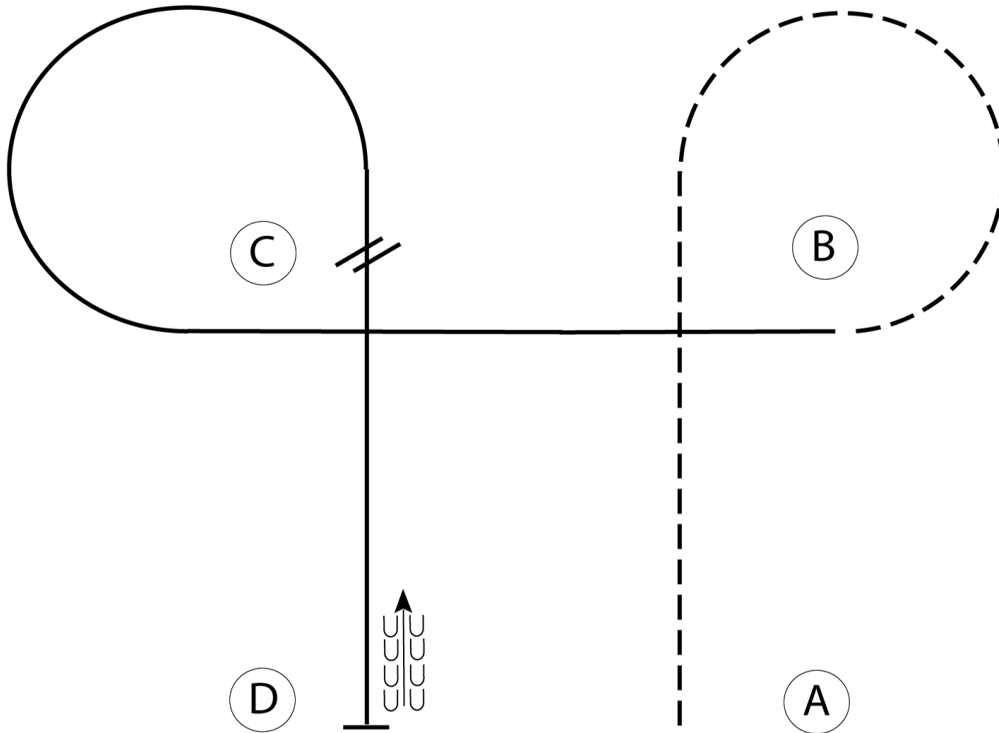
Pattern Provided by:

*Laura Smith*

# Harry Hughes Circuit

Adult, Senior 14-18, Junior 13 and under (Class 30, 31, 32)

Show Date: 06-10-2018



Be ready at A.

1. Jog A to B.
2. Jog a circle around B.
3. At B, lope on the right lead to C.
4. Lope a circle around C.
5. At C, perform a simple lead change and continue to D.
6. At D, stop and back one horse length.

Follow the instructions of your ring steward.

Walk	-----
Jog	-----
Extended Jog	-----
Lope	—————
Leg Yield	
Lead Change	— / —
Back	← ⊞ ⊞ ⊞ ⊞
Marker	⊞
Sidepass	←-----→

[WH/2-13]

Pattern Provided by:

*Laura Smith*

w w w . H o r s e S h o w P a t t e r n s . c o m

w w w . H o r s e S h o w P a t t e r n s . c o m

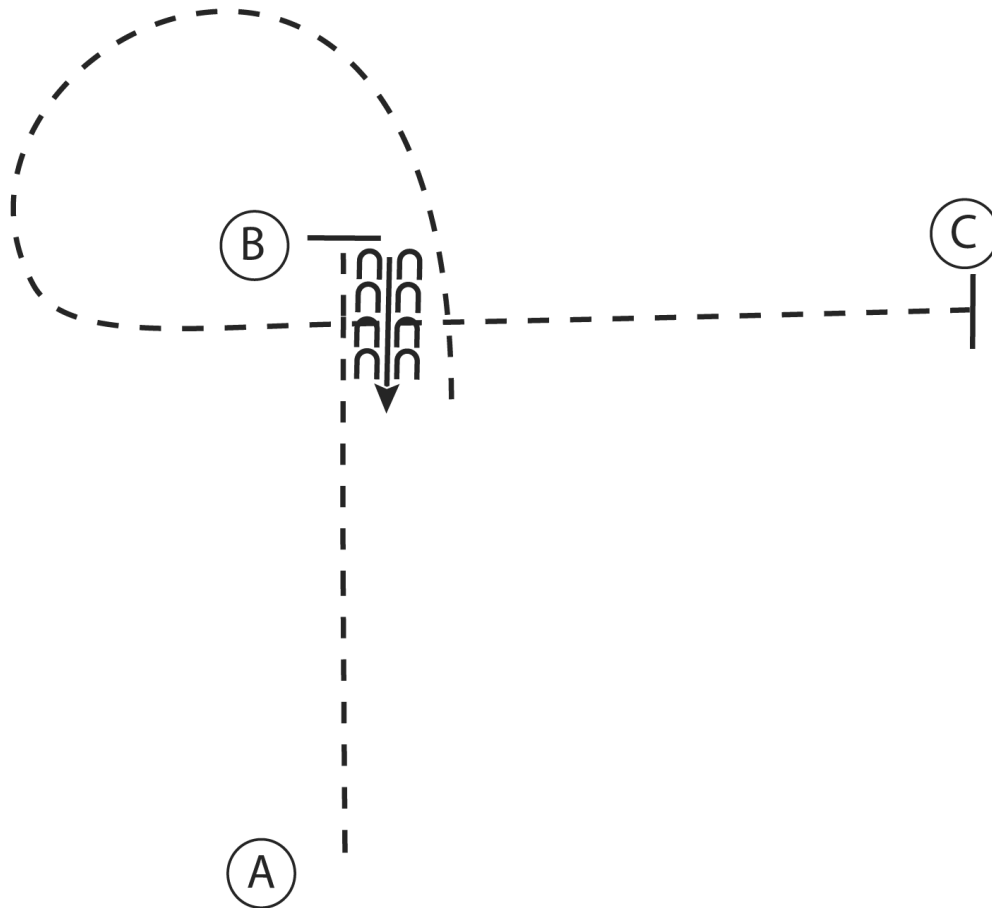
# Harry Hughes Circuit

## Walk Trot (Class 20 & 21)

Show Date: 06-10-2018

w w w . H o r s e S h o w P a t t e r n s . c o m

w w w . H o r s e S h o w P a t t e r n s . c o m



1. Trot A to B
2. At B stop and back 4 steps
3. Trot a circle around B and continue to C
4. Stop at C

Walk	.....
Trot	- - - - -
Extended Trot	- - - - -
Canter	—————
Leg Yield	
Lead Change	↘
Back	←←←←←
Marker	(B)
Sidepass	←- - - -←

[HSE/WT-2]

Pattern Provided by:

*Laura Smith*